



Lindab **NS19**

Versio - Ceiling diffusers



Versio - Ceiling diffusers

NS19



NS19 with grille box type V.

Description

NS19 is a square diffuser with individually adjustable nozzles. The diffuser is suitable for the horizontal supply of cooled air, where great flexibility in the dispersal pattern is required. The diffuser can also be set to a vertical supply air pattern, enabling supply of heated air. The diffuser is supplied as standard with nozzles set for swirl.

- Adjustable dispersal patterns
- No pressure change for different dispersal patterns
- Suitable for horizontal or vertical supply air
- Plenum box with several damper options

Order code

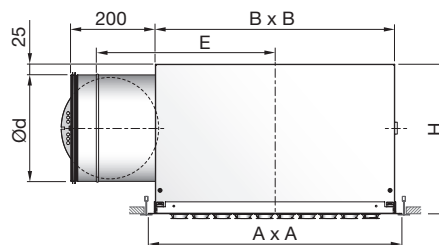
Product		NS	19	b	S	d	eee	f
Type	NS							
Design	19							
Box type	V - H - R							
Functional use	S = Supply air							
Damper	0 = No damper (Box : H, V) 1 = Damper (Box : H, R) 2 = Damper / Meas.outlets (Box : H)							
Connection dim.	Ø160-315 (Box : V) Ø125-315 (Box : H) 200x100 - 500x100 (Box : R)							
Ceiling system	1 - 14	Ceiling systems, see ceiling tile adaption						

Example: NS-19-V-S-0-200-1



NS19 with plenum box type H.

Dimensions



NS19-H

Ød mm	Pattern	A	B	H	E	m kg
125	300	*595	382	226	350	3.3
160	400	*595	382	261	350	4.6
200	500	*595	462	301	390	6.5
250	600	*595	562	351	420	9.3
315	600	*595	562	416	420	10.1

* Face plate dimensions A x A shown in table above are valid for ceiling type 1, T24/T15. The A x A dimension depends on ceiling system. See [Ceiling tile adaption](#) for detailed dimensions. For further details on plenum boxes, see the following pages. Configure your NS19 in the LindQST [airborne calculator](#).

Maintenance

The face plate can be removed to enable cleaning of internal parts or to gain access to the duct or box. The visible parts of the diffuser can be wiped with a damp cloth.

Materials and finish

Grille box/plenum box:

Material: Galvanised steel

Face plate:

Material: Galvanised steel

Nozzles: White, ABS.plastic

Standard finish: Powder-coated

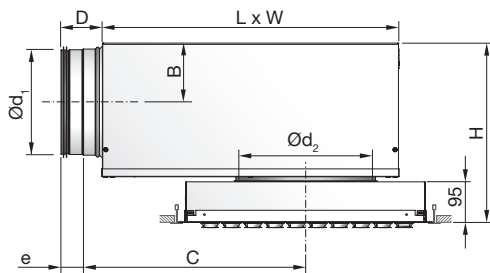
Standard colours: RAL 9003 or RAL 9010, gloss 30.

The diffuser is available in other colours. Please contact Lindab's sales department for further information.

Versio - Ceiling diffusers

NS19


NS19-V + MB plenum box



Ød ₁ mm	Ød ₂ mm	Pattern	B	C	D	e	H*	L	W
mm									
100	160	300	62	245	78	40	258 - 298	310	260
125	160	300	75	291	78	40	283 - 323	376	310
125	200	400	75	291	78	40	283 - 323	376	310
160	160	300	92	352	78	40	317 - 357	459	380
160	200	400	92	352	78	40	317 - 357	459	380
160	250	500	92	352	78	40	317 - 357	459	380
200	200	400	112	425	78	40	358 - 398	565	460
200	250	500	112	425	78	40	358 - 398	565	460
200	315	600	112	425	78	40	358 - 398	565	460
250	250	500	137	514	118	60	408 - 448	698	540
250	315	600	137	514	118	60	408 - 448	698	540
315	315	600	170	675	118	60	473 - 513	858	540

* Using accessory MBZ the H dimension will increase:
 Ød₂ = 160 - 200 mm => H +40 mm
 Ød₂ = 250 - 315 mm => H +60 mm

Damper options

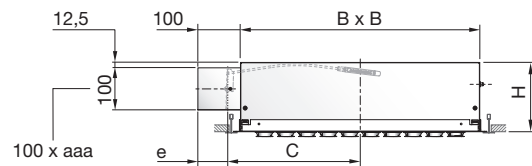


Order code

Product	MB	a	bbb	ccc	S
Type					
MB					
Damper					
B = Linear cone damper					
C = Blade damper supply					
Duct connection Ød ₁					
Ø100-315					
Diffuser dimension Ød ₂					
Ø160-315					
Function (Only for B damper)					
S = Supply air					


Example 1: NS-19-V-S-0-200-1+MBB-160-200-S
 Example 2: NS-19-V-S-0-200-1+MBC-160-200

NS19 + R plenum box



NS19 + R

aaa x 100 mm	Pattern	B	C	H	e
mm					
200 x 100	400	382	221	161	70
300 x 100	400	382	221	161	70
400 x 100	500	462	261	161	70
500 x 100	600	562	311	161	70



Accessories

MBZ - Extension piece



Order code

Product	MBZ	aaa
Type		
Size		

Example: MBZ-200

PBB - Mounting bracket (set)



MHS - Suspension



Order code

Product	aaa
Type	

Example: MHS

Versio - Ceiling diffusers

NS19

Technical data

Following NS19-V + plenum box data are valid for MBB-S . For MBB-S and MBC data, go to the [LindQST airborne calculator](#).

Capacity

Air flow q_v [l/s] and [m³/h], total pressure Δp_t [Pa], throw $l_{0,2}$ [m] and sound power level L_{WA} [dB(A)] can be seen in the diagrams.

Frequency-related sound power level

The sound power level in the frequency band is defined as $L_{WA} + K_{ok} \cdot K_{ok}$ values are specified in charts beneath the diagrams on the following pages.

Quick selection, supply air

NS19-V + MBB-S

NS19-V + MBB-S		$\Delta p_t \geq 50$ Pa		$\Delta p_t \geq 50$ Pa	
duct	NS19-V	30 dB(A)		35 dB(A)	
$\text{Ø}d_1$	$\text{Ø}d_2$	l/s	m ³ /h	l/s	m ³ /h
100	160	37	133	44	158
125	160	45	162	56	202
125	200	52	187	63	227
160	160	48	173	58	209
160	200	60	216	74	266
160	250	70	252	88	317
200	200	68	245	82	295
200	250	80	288	97	349
200	315	89	320	114	410
250	250	89	320	105	378
250	315	104	374	128	461
315	315	129	464	152	547

Supply air NS19 + H

NS19 + H		$\Delta p_t \geq 50$ Pa		$\Delta p_t \geq 50$ Pa	
Size $\text{Ø}d$	Minimum	30 dB(A)		35 dB(A)	
mm	l/s	m ³ /h	l/s	m ³ /h	l/s
125	26	93	31	112	40
160	33	118	50	180	60
200	57	204	60	216	77
250	71	254	95	342	113
315	95	342	-	-	147

Sound attenuation

Sound attenuation of the diffusers ΔL from duct to room, including end reflection - see table below.



NS19-V + MBB-S

NS19-V + MBB-S		Centre frequency Hz							
duct	NS19-V	63	125	250	500	1K	2K	4K	8K
$\text{Ø}d_1$	$\text{Ø}d_2$								
100	160	18	16	5	17	20	19	18	21
125	160	17	13	8	20	18	18	18	21
125	200	13	11	5	16	17	16	17	19
160	160	17	16	11	23	21	20	21	21
160	200	13	14	8	22	21	19	20	21
160	250	14	14	5	19	17	17	18	20
200	200	13	10	7	17	20	17	19	18
200	250	12	9	6	16	18	17	19	17
200	315	12	8	3	14	17	15	17	17
250	250	14	9	7	18	19	19	19	19
250	315	14	7	5	16	17	18	18	18
315	315	8	9	8	16	18	17	18	24

NS19 + H

NS19 + H		Centre frequency Hz							
Size $\text{Ø}d$	mm	63	125	250	500	1K	2K	4K	8K
125	17	15	5	12	12	7	8	12	
160	17	13	4	13	14	7	7	10	
200	15	9	3	14	10	8	8	14	
250	12	8	5	10	7	7	8	13	
315	12	6	5	12	6	6	8	13	

Installation -and balancing instruction

For further information go to www.lindQST.com and get all related documentation, including installation -and balancing instructions.

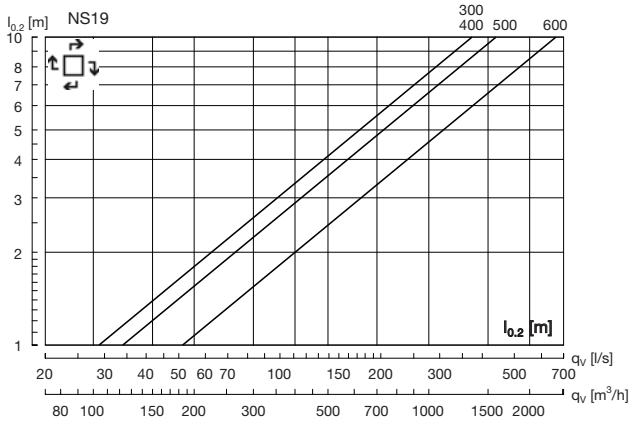
Versio - Ceiling diffusers

NS19

Technical data

Throw $I_{0,2}$



Throw $I_{0,2}$ [m] is specified at a terminal velocity of 0.2 m/s. The designation by the lines specifies the pattern of dispersal.



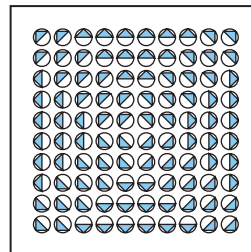
Correction throw

4-way	3-way	2-way	1-way
1,3	2	2,5	4,6

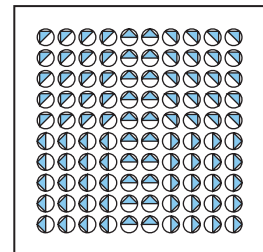
Air patterns



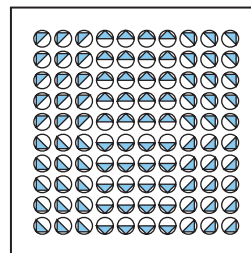
4 - ways



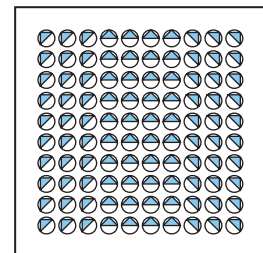
3 - ways



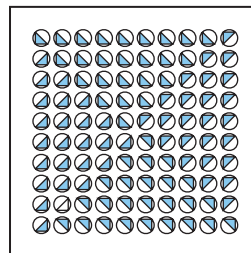
2 - ways



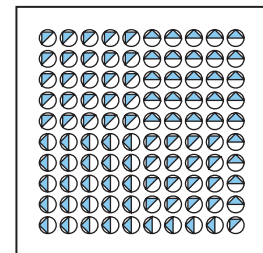
1 - ways



Rotation



2 - ways corner



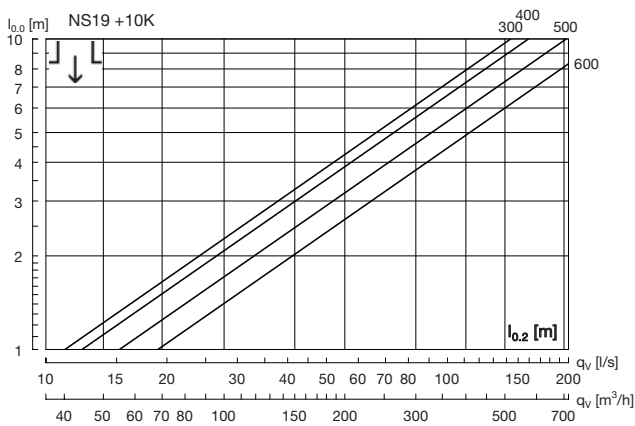
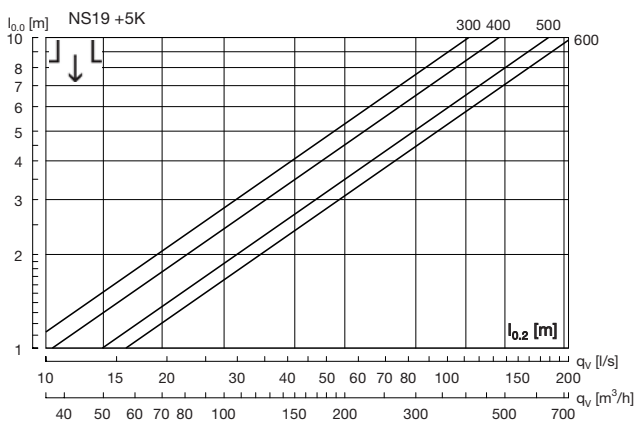
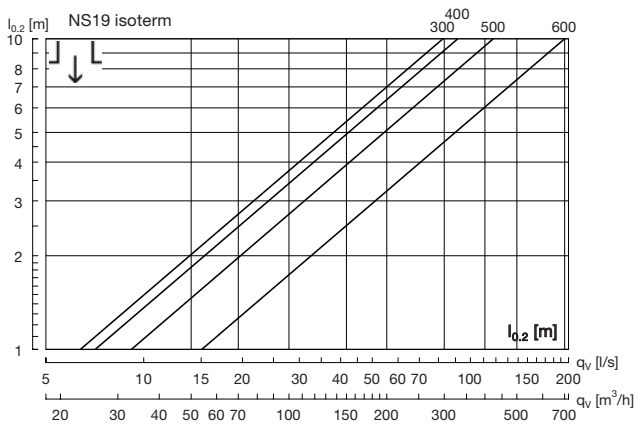
Versio - Ceiling diffusers

NS19

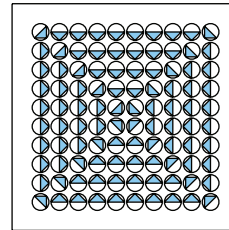
Technical data

Throws/turning points

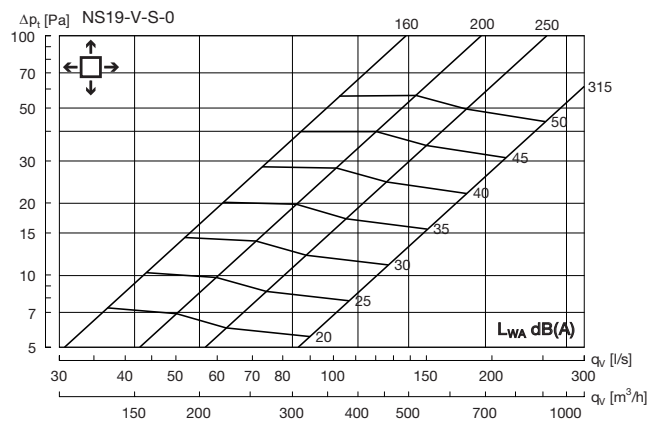
Throw $l_{0,2}$ [m] can be seen in the diagram. The throw applies for isothermal air at a terminal velocity of 0.2 m/s. Turning point $l_{0,0}$ (m) can be seen in the diagram for heated air, +5 K and +10 K respectively. The designation by the lines specifies the pattern of dispersal.



Nozzle setting - vertical



NS19-V without plenum box

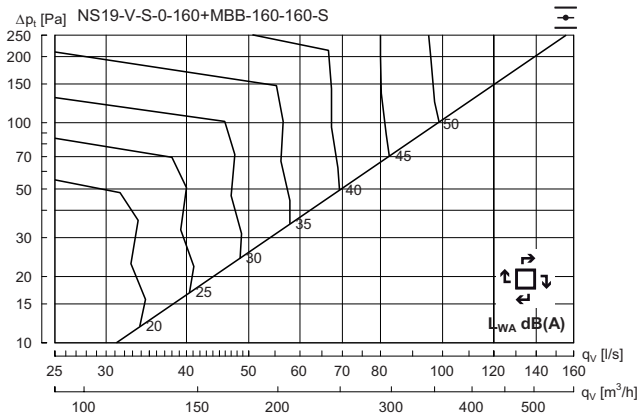


Versio - Ceiling diffusers

NS19

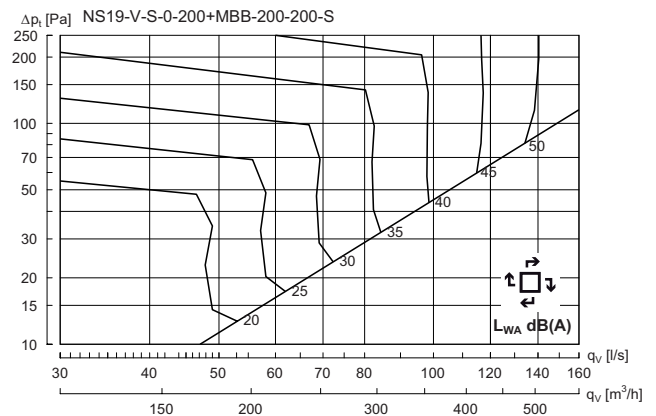
Technical data

NS19-V 160 + MBB - Supply air

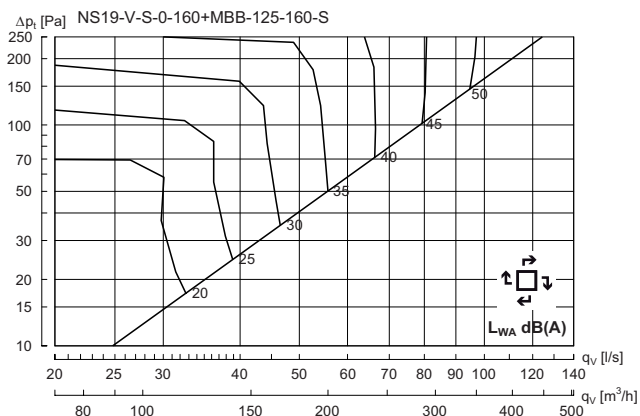


Hz	63	125	250	500	1K	2K	4K	8K
K_{sk}	10	4	-2	1	-6	-15	-22	-33

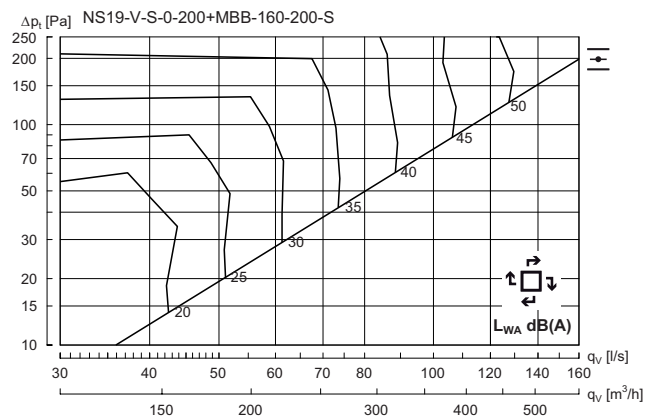
NS19-V 200 + MBB - Supply air



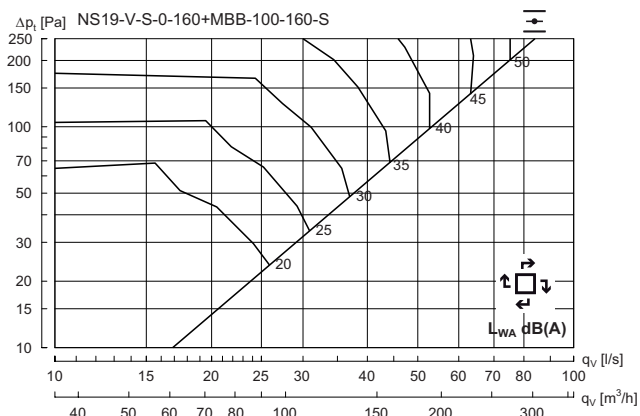
Hz	63	125	250	500	1K	2K	4K	8K
K_{sk}	11	4	-3	0	-5	-16	-23	-33



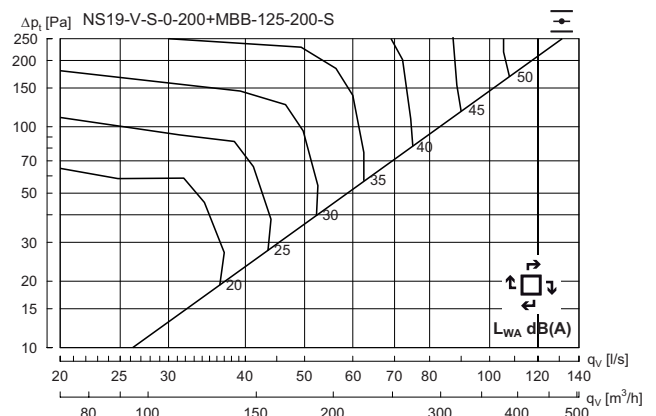
Hz	63	125	250	500	1K	2K	4K	8K
K_{sk}	8	5	-1	0	-6	-13	-18	-28



Hz	63	125	250	500	1K	2K	4K	8K
K_{sk}	12	5	-1	-1	-5	-13	-19	-26



Hz	63	125	250	500	1K	2K	4K	8K
K_{sk}	11	4	2	-1	-8	-12	-16	-22



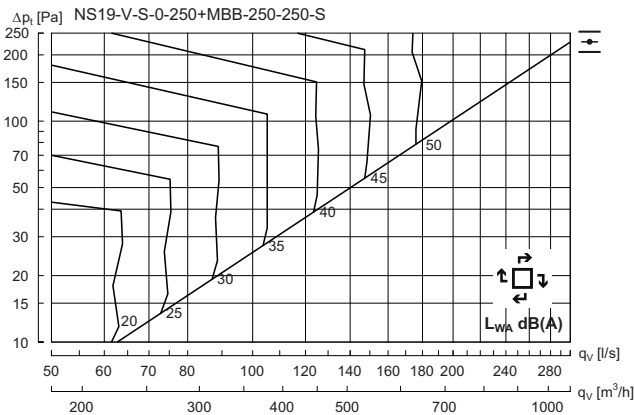
Hz	63	125	250	500	1K	2K	4K	8K
K_{sk}	8	6	2	-1	-7	-13	-18	-26

Versio - Ceiling diffusers

NS19

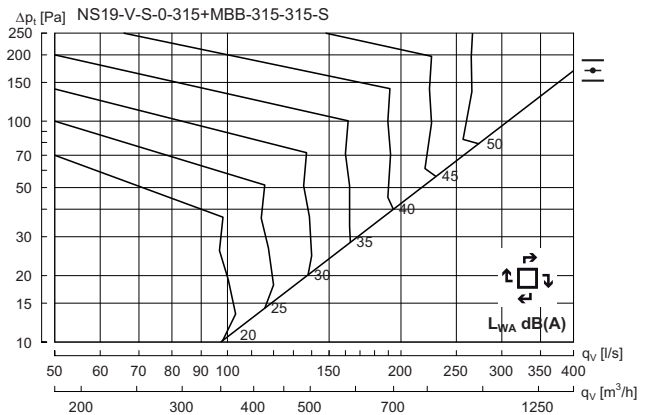
Technical data

NS19-V 250 + MBB - Supply air

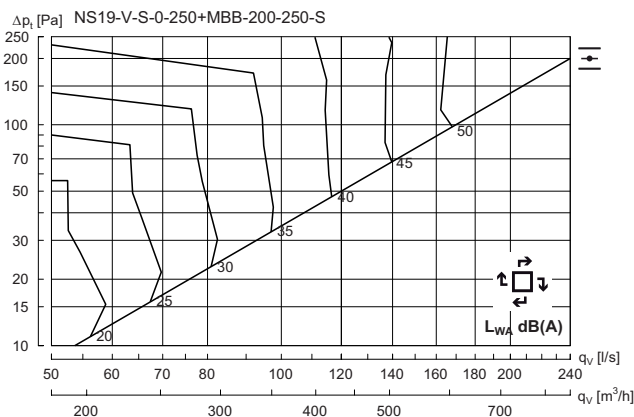


Hz	63	125	250	500	1K	2K	4K	8K
K_{ok}	8	4	-4	0	-5	-16	-24	-37

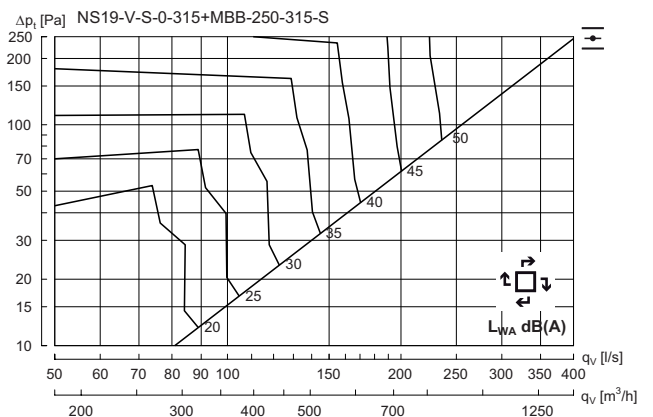
NS19-V 315 + MBB - Supply air



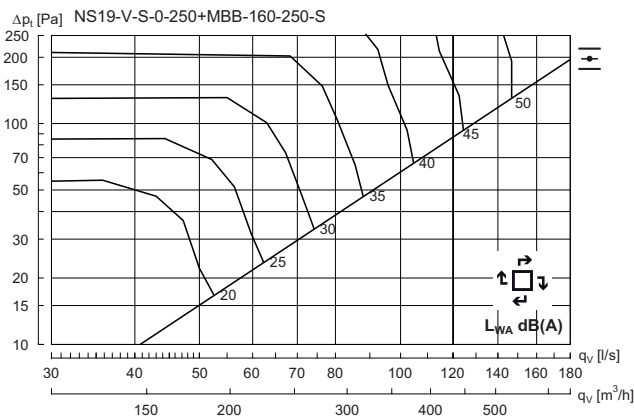
Hz	63	125	250	500	1K	2K	4K	8K
K_{ok}	10	1	-2	0	-5	-16	-23	-34



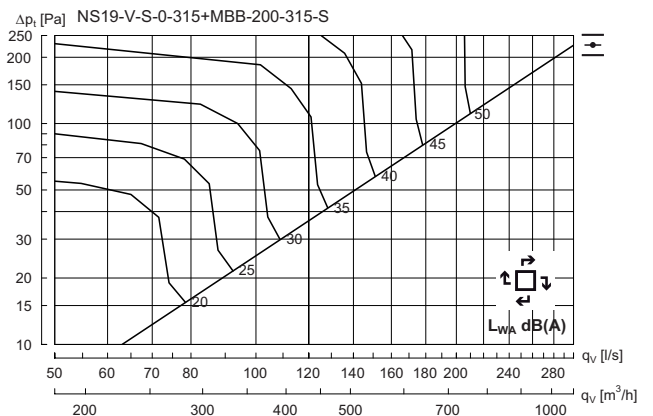
Hz	63	125	250	500	1K	2K	4K	8K
K_{ok}	9	6	-2	0	-5	-15	-22	-33



Hz	63	125	250	500	1K	2K	4K	8K
K_{ok}	10	3	-2	0	-5	-15	-21	-28



Hz	63	125	250	500	1K	2K	4K	8K
K_{ok}	13	6	0	-1	-5	-12	-18	-26



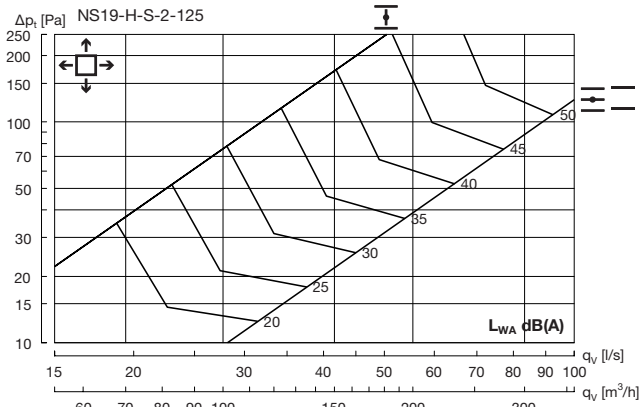
Hz	63	125	250	500	1K	2K	4K	8K
K_{ok}	9	6	-1	-1	-5	-13	-20	-28

Versio - Ceiling diffusers

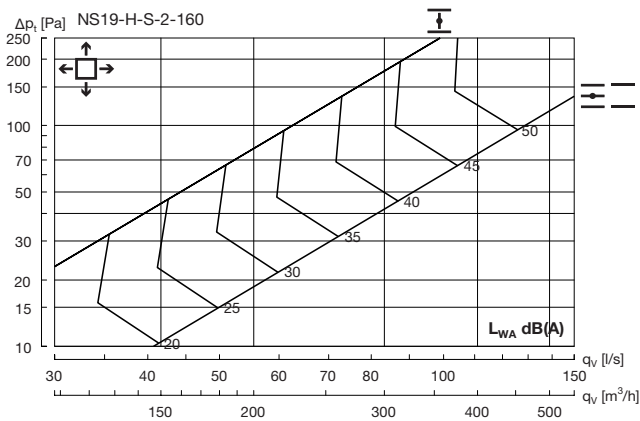
NS19

Technical data

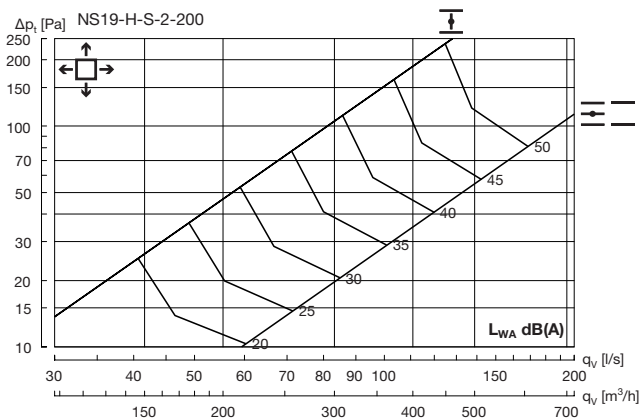
NS19 + H - Supply air



Hz	63	125	250	500	1K	2K	4K	8K
K_{sk}	9	7	6	-4	-9	-15	-21	-28

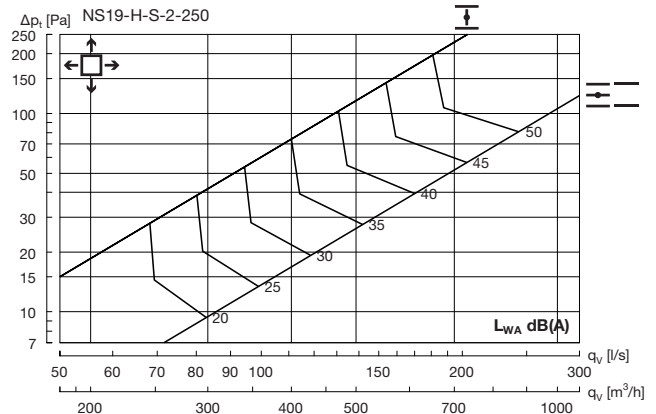


Hz	63	125	250	500	1K	2K	4K	8K
K_{sk}	7	6	5	-4	-8	-15	-20	-28

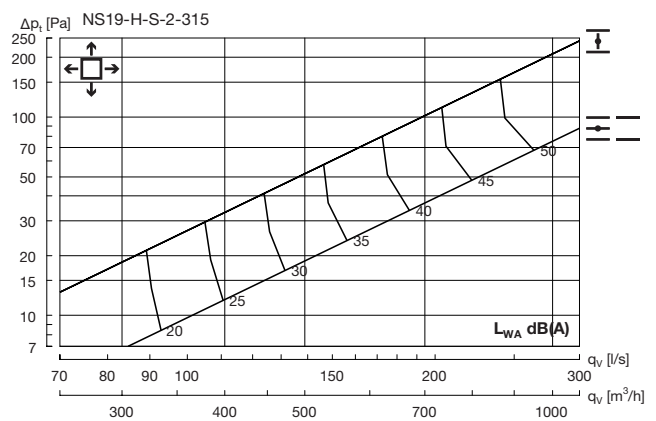


Hz	63	125	250	500	1K	2K	4K	8K
K_{sk}	11	6	3	-1	-7	-16	-22	-30

NS19 + H - Supply air



Hz	63	125	250	500	1K	2K	4K	8K
K_{sk}	6	7	3	-1	-7	-16	-22	-31



Hz	63	125	250	500	1K	2K	4K	8K
K_{sk}	6	7	3	-1	-8	-17	-25	-36



Most of us spend the majority of our time indoors. Indoor climate is crucial to how we feel, how productive we are and if we stay healthy.

We at Lindab have therefore made it our most important objective to contribute to an indoor climate that improves people's lives. We do this by developing energy-efficient ventilation solutions and durable building products. We also aim to contribute to a better climate for our planet by working in a way that is sustainable for both people and the environment.

[Lindab | For a better climate](#)